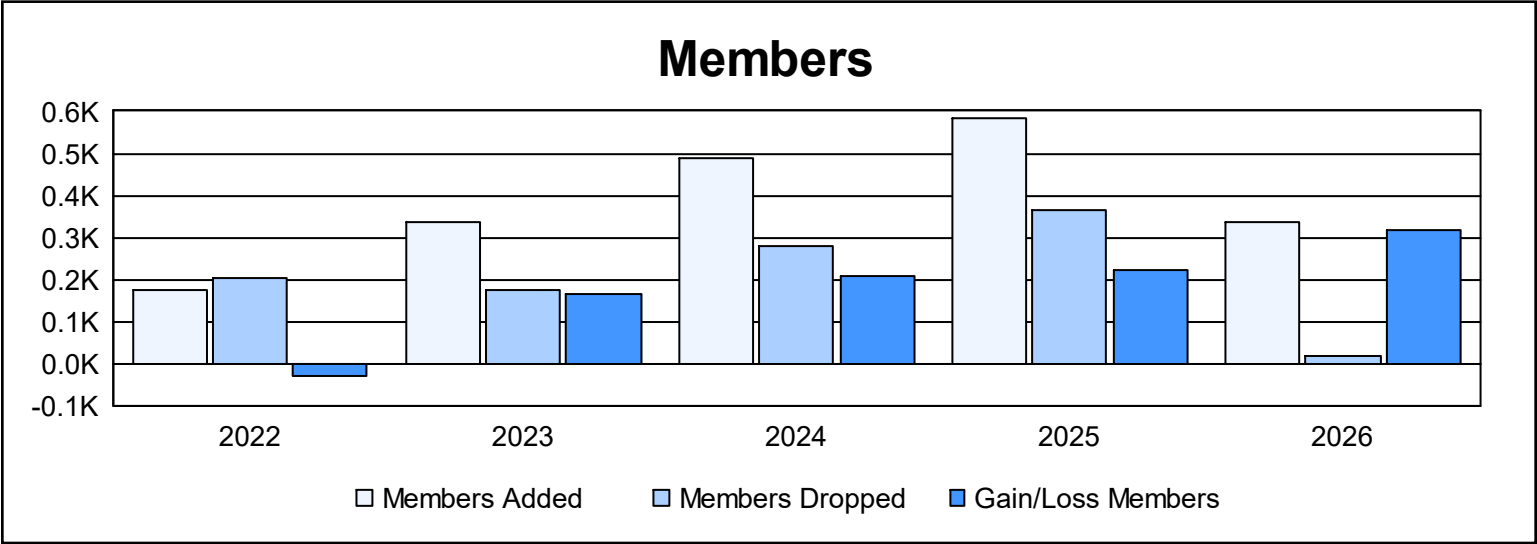
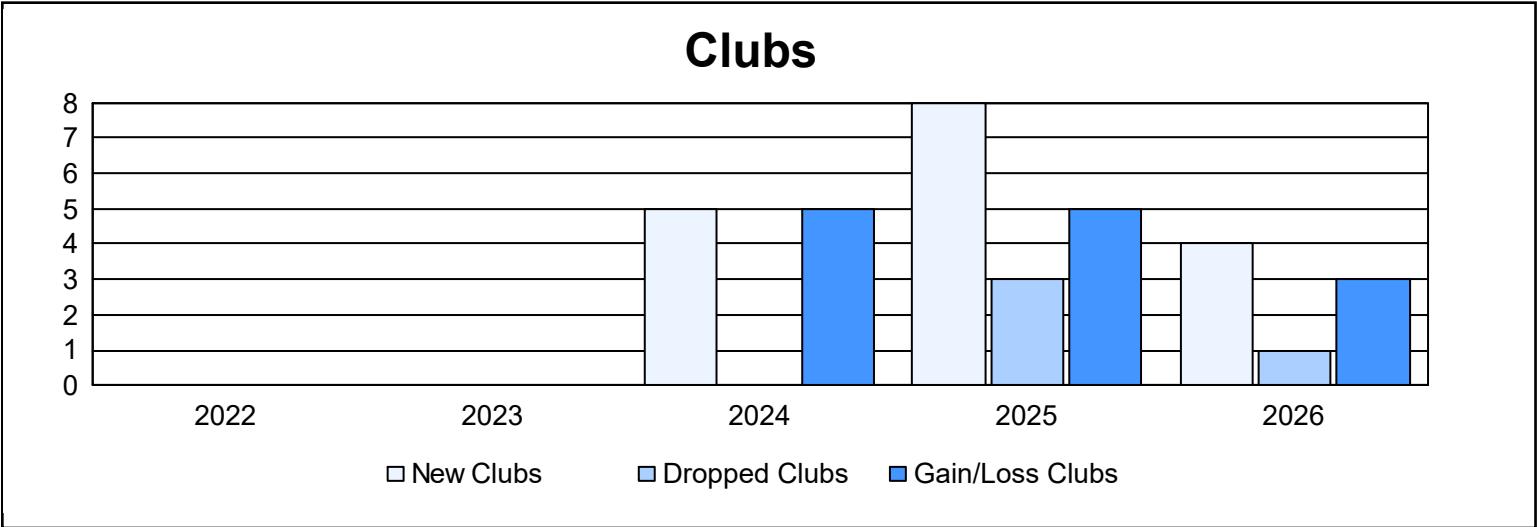
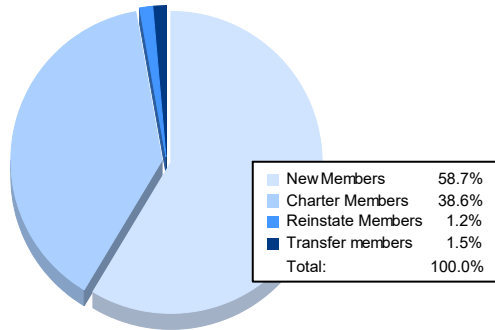


| Year | New Clubs | Dropped Clubs | Gain/ Loss Clubs | New Members | Charter Members | Reinstate Members | Transfer Members | Total Member Added | Total Members Dropped | Gain/ Loss Members |
|-----------|-----------|---------------|------------------|-------------|-----------------|-------------------|------------------|--------------------|-----------------------|--------------------|
| 2021-2022 | 0 | 0 | 0 | 141 | 19 | 4 | 9 | 173 | 202 | -29 |
| 2022-2023 | 0 | 0 | 0 | 322 | 2 | 1 | 12 | 337 | 174 | 163 |
| 2023-2024 | 5 | 0 | 5 | 335 | 118 | 2 | 35 | 490 | 281 | 209 |
| 2024-2025 | 8 | 3 | 5 | 334 | 229 | 1 | 21 | 585 | 364 | 221 |
| 2025-2026 | 4 | 1 | 3 | 196 | 129 | 4 | 5 | 334 | 18 | 316 |
| Average | 3 | 1 | 3 | 266 | 99 | 2 | 16 | 384 | 208 | 176 |



Membership Composition December 2025 Cumulative



Gender Composition December 2025 Cumulative

